

- ① CONNECT (N) 4" SANITARY SEWER BELOW SLAB TO (E) SANITARY SEWER LINE (FIELD VERIFY EXACT SIZE AND LOCATION - MIN. 4").
  - ② CONNECT (N) 3/4" COLD WATER TO (E) COLD WATER LINE (FIELD VERIFY EXACT SIZE AND LOCATION - MIN. 3/4"). EXISTING WATER METER TO BE REUSED.
  - ③ P.O.C. OF (N) VENT TO (E) VENT LINE (FIELD VERIFY EXACT SIZE AND LOCATION - MIN. 2").
  - ④ DUE TO LONG LENGTH OF NEW SANITARY PIPE FOR BREAK SINK, FIELD VERIFY EXISTING SANITARY MAIN LOCATION AND INVERTS. CONNECT TO A CLOSER EXISTING SANITARY MAIN IF ONE EXISTS AND INVERTS ARE ADEQUATE.
  - ⑤ ALL EXISTING PLUMBING FIXTURES IN RESTROOMS TO REMAIN EXCEPT FOR LAV IN MEN'S RESTROOM WHICH IS TO BE RELOCATED AS SHOWN ON PLANS. CLEAN AND REPAIR ALL FIXTURES TO LIKE-NEW CONDITION AS REQUIRED.
  - ⑥ EXISTING MOP SINK TO REMAIN. CLEAN AND REPAIR TO LIKE-NEW CONDITION AS REQUIRED.
  - ⑦ EXISTING TANK WATER HEATER ABOVE MOP SINK TO REMAIN. CLEAN AND REPAIR TO LIKE-NEW CONDITION AS REQUIRED.
  - ⑧ REVISE EXISTING SPRINKLER HEAD LAYOUT AS REQUIRED TO BE CENTERED IN CEILING TILES AND TO PROVIDE PROPER COVERAGE FOR NEW STORE LAYOUT.
  - ⑨ RELOCATE EXISTING SPRINKLER HEAD TO AVOID NEW LIGHTING AS REQUIRED.
  - ⑩ CONNECT (N) 1/2" HOT WATER FOR RELOCATED LAV TO (E) HOT WATER LINE (FIELD VERIFY EXACT SIZE AND LOCATION - MIN. 1/2").
  - ⑪ REPAIR WALL AS REQUIRED FOR LAVATORY RELOCATION.
  - ⑫ EXISTING AIR HANDLING UNIT AND CONDENSATE PIPING TO REMAIN.
- [GC TO PROVIDE WRITTEN REPORT TO USAC BY ON COMPLETION OF]

GC TO PROVIDE WRITTEN REPORT TO LSD&C PM ON CONDITION OF EXISTING SEWER TIE-IN REGARDING SLOPE AND FLOW.

- SCOPE WITH CAMERA PRIOR TO CONNECTION
- DO NOT CONNECT WITHOUT LSD&C PM AUTHORIZATION IF SPECS NOT MET

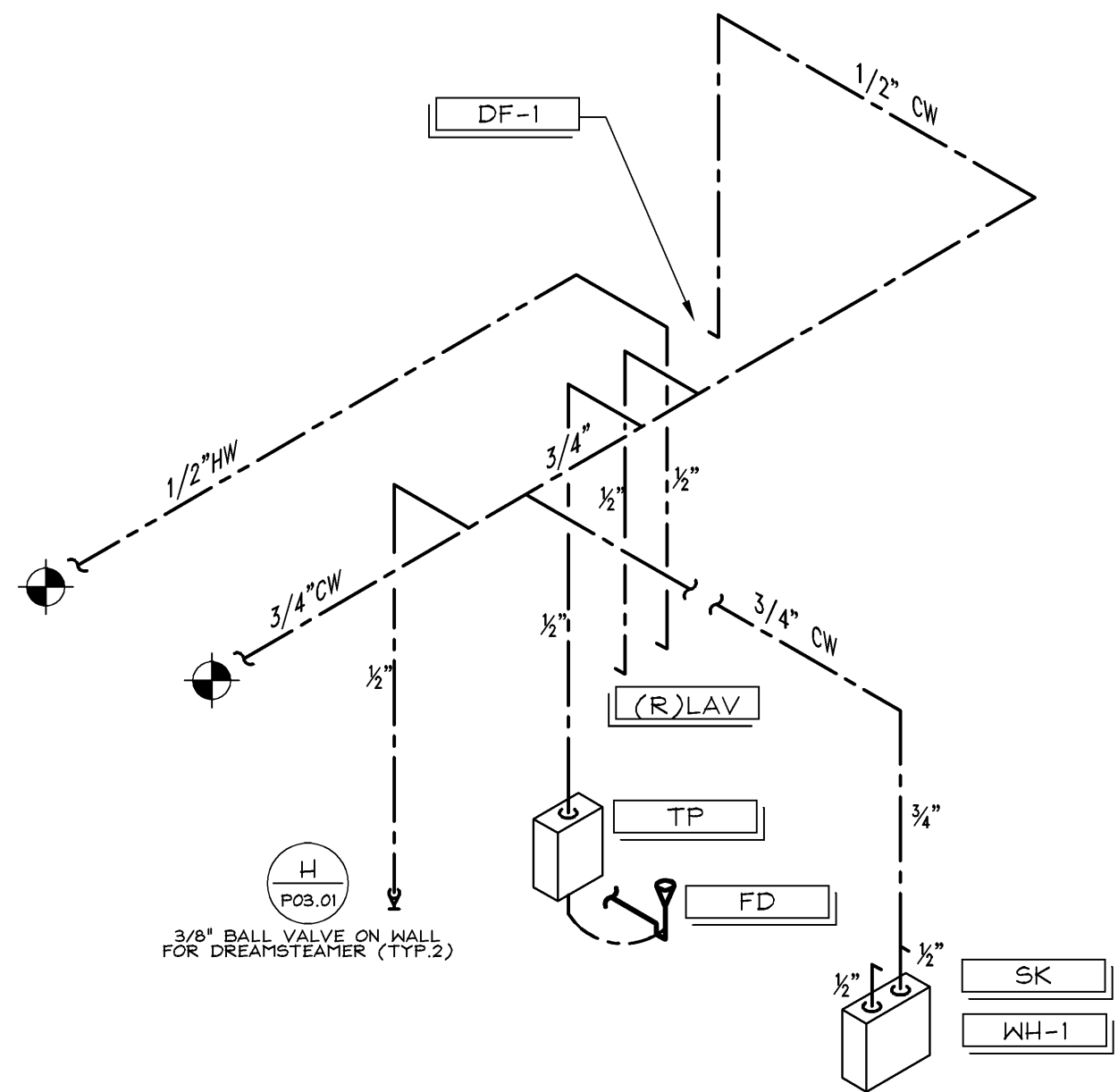
**NOTE:**  
REFER TO SPECIFICATION BOOKLET FOR ADDITIONAL  
INFORMATION.

## PLUMBING AND FIRE SPRINKLER HEAD PLAN KEYNOTES

NTS

D

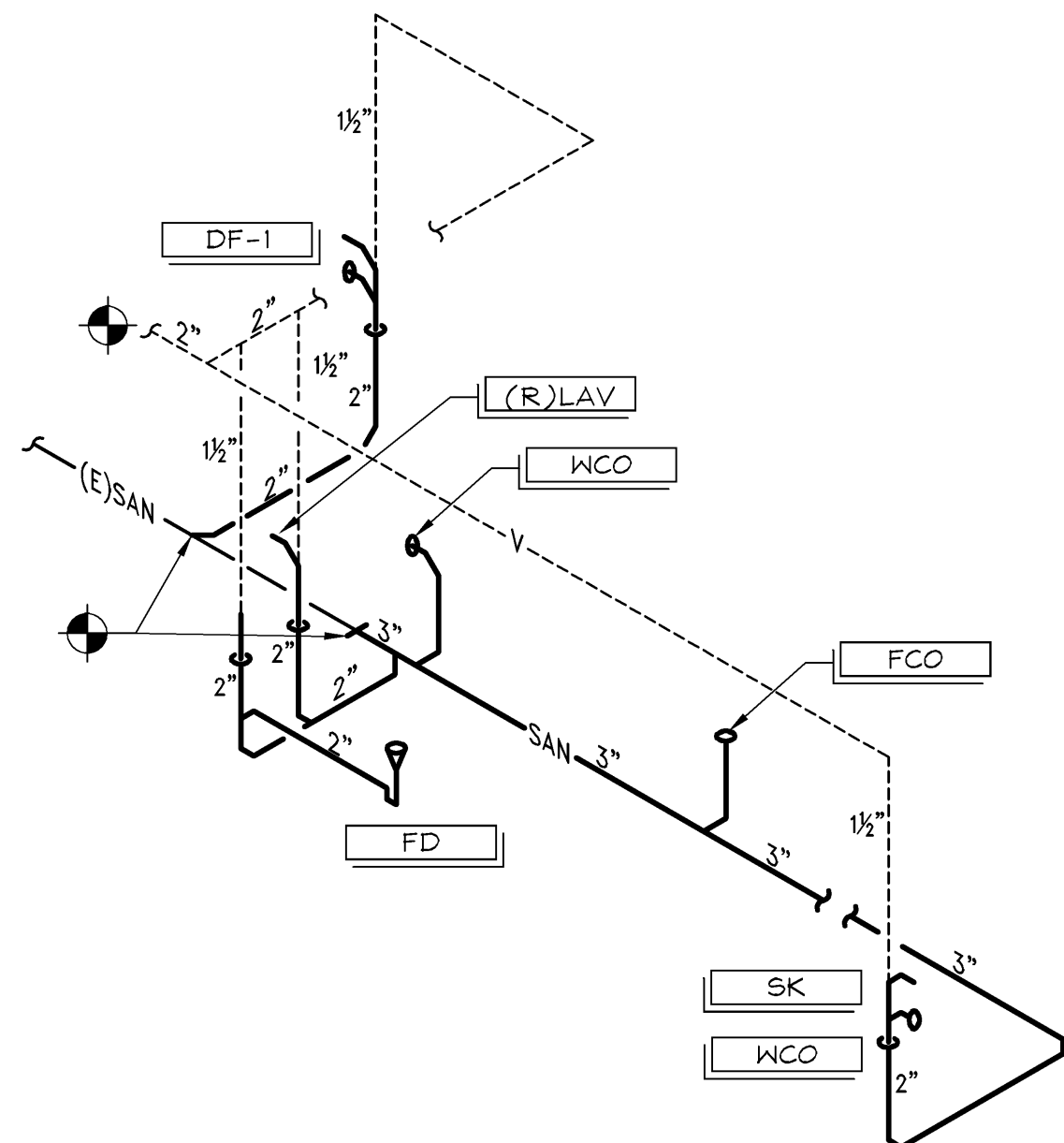
09/02/



## DOMESTIC WATER PIPING DIAGRAM

NTS

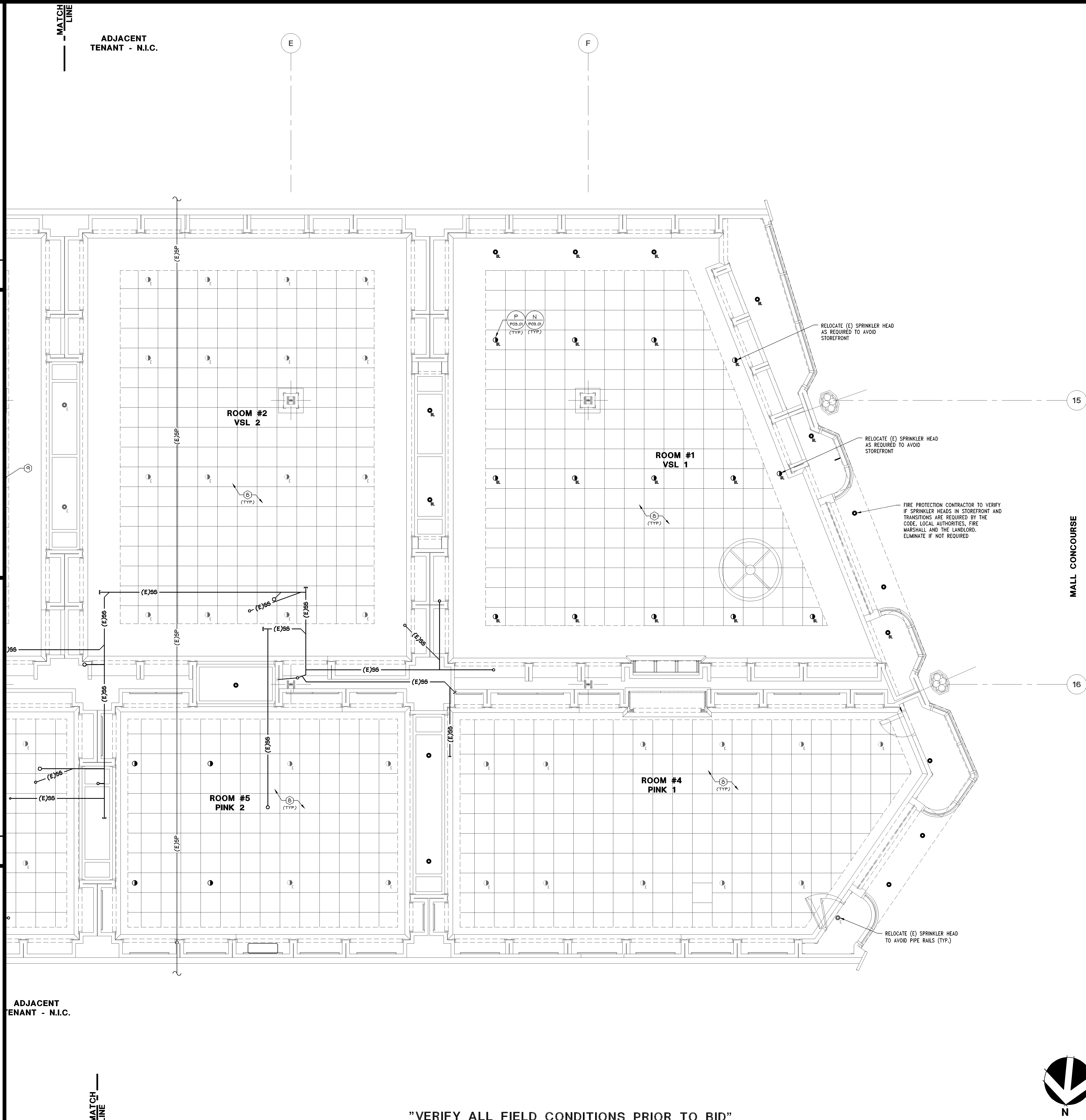
Q



## WASTE & VENT PIPING DIAGRAM

NTS

**D**



**"VERIFY ALL FIELD CONDITIONS PRIOR TO BID"**

**1/4" = 1'-0"**

**A**

**TBA**  
**Thorson • Baker + Associates**  
CONSULTING ENGINEERS

3030 West Streetsboro Road (330) 659-6688 Ph.  
Richfield, Ohio 44286 (330) 659-6675 Fax

Limited brands

LIMITED STORE PLANNING, INC.  
d/b/a STORE DESIGN & CONSTRUCTION  
Three Limited Parkway • Columbus, Ohio 43230  
Telephone: 614.415.7000 • Fax: 614.415.7349

**PROMOTION ON RECORD.** THESE DRAWINGS AND SPECIFICATIONS WERE PREPARED FOR USE ON A SPECIFIC SITE PROJECT AND ARE NOT TO BE REPRODUCED OR REPRODUCED IN ANY MANNER WITHOUT THE WRITTEN PERMISSION OF THE ARCHITECT. ANY REPRODUCTION OF THESE DRAWINGS OR SPECIFICATIONS FOR ANY OTHER PROJECT OR SITE, IN WHOLE OR IN PART, WITHOUT THE WRITTEN PERMISSION OF THE ARCHITECT, IS PROHIBITED. ANY REPRODUCTION OF THESE DRAWINGS OR SPECIFICATIONS FOR ANY OTHER PROJECT OR SITE, IN WHOLE OR IN PART, WITHOUT THE WRITTEN PERMISSION OF THE ARCHITECT, IS PROHIBITED. ANY REPRODUCTION OF THESE DRAWINGS OR SPECIFICATIONS FOR ANY OTHER PROJECT OR SITE, IN WHOLE OR IN PART, WITHOUT THE WRITTEN PERMISSION OF THE ARCHITECT, IS PROHIBITED.

010500485  
T  
PKG II  
MNG. 2013 (R131Sa)/142Fa  
CT #: 2007684009

PROJECT INFORMATION: **VICTORIA'S SECRET**  
**CAROLINA PLACE**  
 111025 CAROLINA PLACE PKWY  
 SPACE B-14  
 PINEVILLE, NC 28134

**REVISIONS:**

REQUIRED BY:	DATE
_____	_____
ELITE CONSTRUCTION GROUP LAKE JACKSON, TX PHONE: 979-285-0712 <del>NOTE: THESE PRINTS HAVE BEEN REDUCED BY 50 PERCENT. SCALE WILL BE 50 PERCENT OF WHAT IS NOTED ON PLANS</del>	

DATE ISSUED: 9/26/14  
DESIGNED BY: MAR  
DRAWN BY: TBA  
CHECKED BY: JMZ

# PLUMBING AND FIRE SPRINKLER HEAD PLAN

DRAWING NUMBER:  
P02.01